


3

Remote Control Handles

- Air Bleed
- Non-Bleed
- Electric
- Twinline Hoses



AirFlo Electric Control Handle



Product Features

The PanBlast™ AirFlo Electric Remote Control Handle connects to the blast pot electric remote control via a single cable, and allows the operator to actuate the remote control valve from the blast nozzle position. Releasing the control handle immediately closes the control valve.

- ▶ 12V or 24V operation.
- ▶ Other voltages available on request.
- ▶ Deadman style operation for safety.
- ▶ Improved switch and repositioned handle for reliable, effective operation.
- ▶ Service kits available.

Common Applications

- ▶ Long-blasting hose applications.
- ▶ Blasting operations requiring quick valve reaction.

Complementary Products



Sola 5 Inlet Valve



Sola 10 Inlet Valve



Sola 30 Inlet Valve



UniFlo Remote Valve



QuikStop IIS Pneumatic Handle



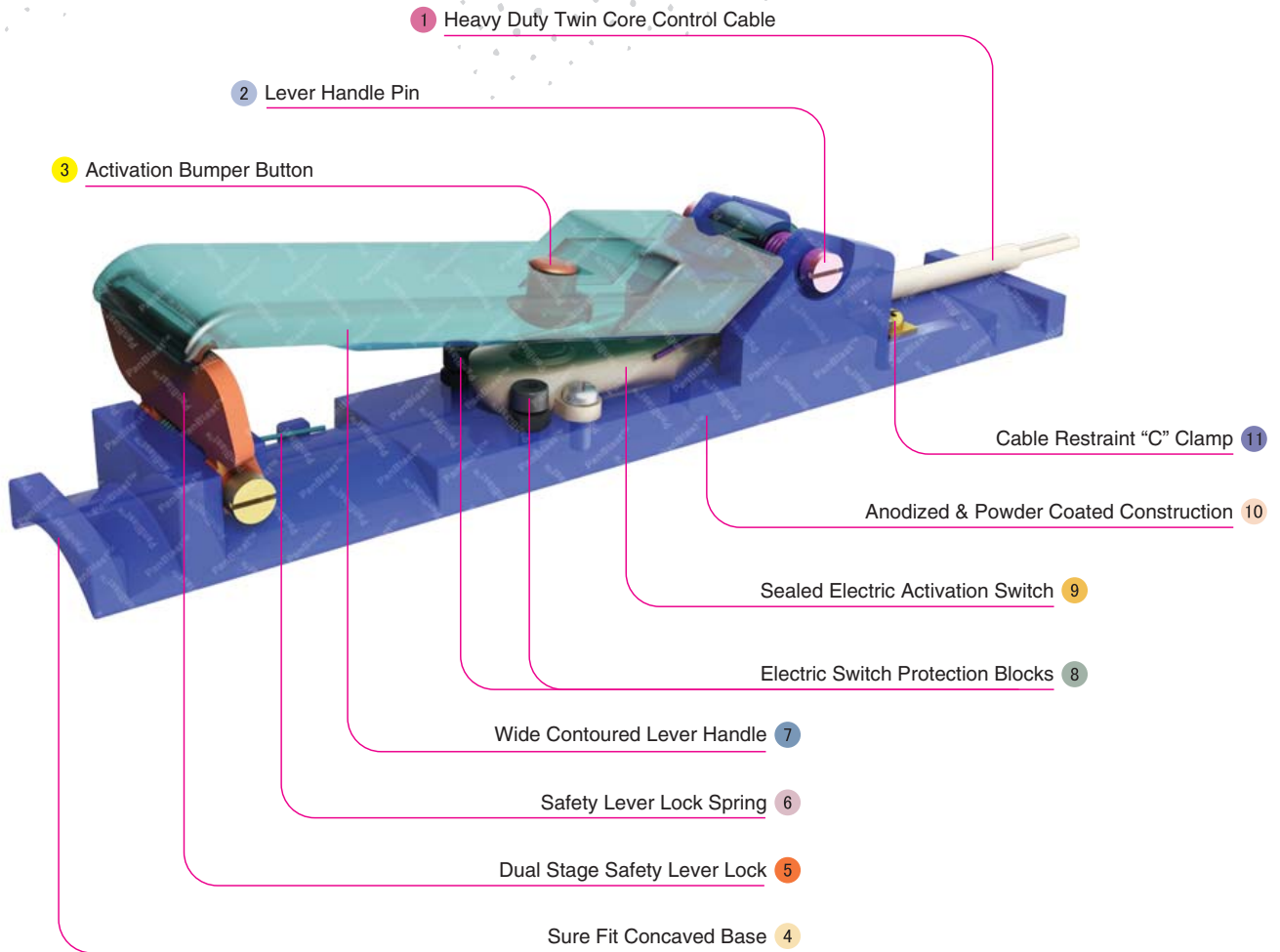

Helix 150 Remote Valve



Blast Hoses





Electric Remote System



Component Highlights



- | | | |
|--------------------------------------|-------------------------------------|--|
| 1 Heavy Duty Twin Core Control Cable | 5 Dual Stage Safety Lever Lock | 9 Sealed Electric Activation Switch |
| 2 Lever Handle Pin | 6 Safety Lever Lock Spring | 10 Anodized & Powder Coated Construction |
| 3 Activation Bumper Button | 7 Wide Contoured Lever Handle | 11 Cable Restraint "C" Clamp |
| 4 Sure Fit Concaved Base | 8 Electric Switch Protection Blocks | |



Assembly

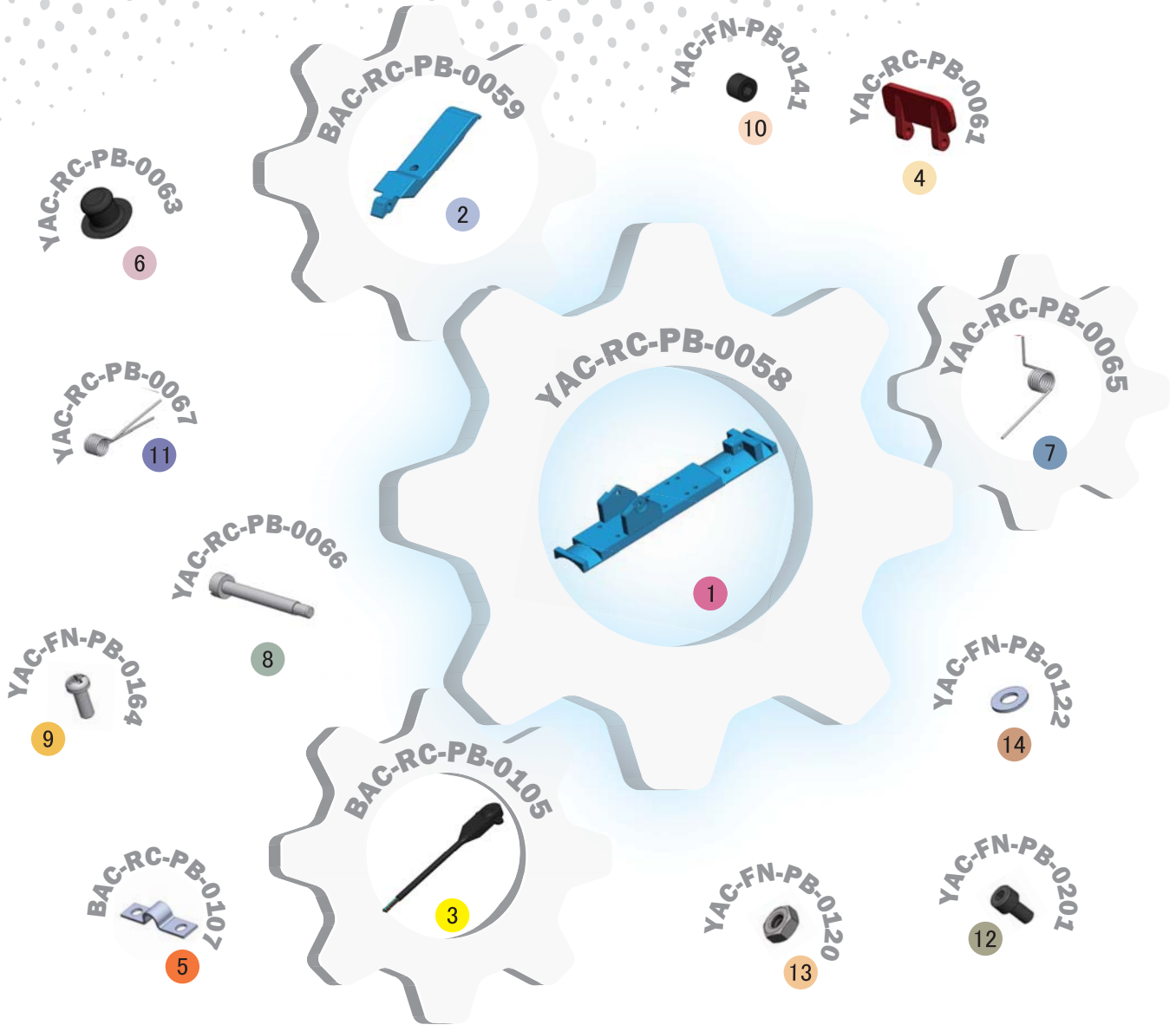
Stock Code	Description	Weight
BAC-RC-PB-0104	AirFlo Electric Control Handle	0.40 kg (0.88 lbs)

Service Kits

Stock Code	Description	Include Items
BAC-RC-PB-0116	AirFlo Bumper Kit	6 x6
BAC-RC-PB-0117	AirFlo Lever Spring Kit	11 x6



All data and information subject to change without prior notice. Brochure reference CAT-0303-01-00



Parts List



Description	Qty	Description	Qty	Description	Qty
1 Body	1	6 Bumper Button	1	11 Lever Spring	1
2 Lever	1	7 Safety Lock Spring	1	12 Screw	2
3 Electric Switch	1	8 Screw	2	13 Nut	2
4 Lever Safety Lock	1	9 Screw	4	14 Flat Washer	2
5 Switch Cable Harness	1	10 Lock Nut	2		