

# Blast Pots

- Automatic
- Manual
- Specialty
- Bulk



# BP600-1 Blast Pots



## Product Features

PanBlast™ BP600-1 Blast Pots are available in multiple configurations and specifications to suit varying market requirements worldwide. The BP600-1 is a full-size, automatic blast pot, suitable for large-scale blasting operations.

- ▶ Designed and manufactured in accordance with international standards and requirements.
- ▶ Third party pressure vessel test certificates available on request.
- ▶ UniFlo combination type remote control valve.
- ▶ AirFlo air-bleed type pneumatic deadman handle.
- ▶ Fina II type abrasive control valve for precise metering and easy maintenance.
- ▶ Moisture trap, exhaust muffler and main air isolation valve standard.
- ▶ Wide, pneumatic wheels for increased maneuverability and stability.
- ▶ 200 litres (6 ft³) abrasive capacity, 125 or 150 psi pressure rating.
- ▶ 32 mm (1-1/4") fittings.

## Common Applications

- ▶ On site industrial and commercial blasting.
- ▶ Blast and painting contractor yard work.
- ▶ Blast room applications with or without abrasive recovery systems.
- ▶ In situ blasting in shipyards and slipways.

## Complementary Products



Blast Hoses



Titan II SAR



Couplings & Nozzle Holders



Whip Check Cables



ATN Blast Nozzles



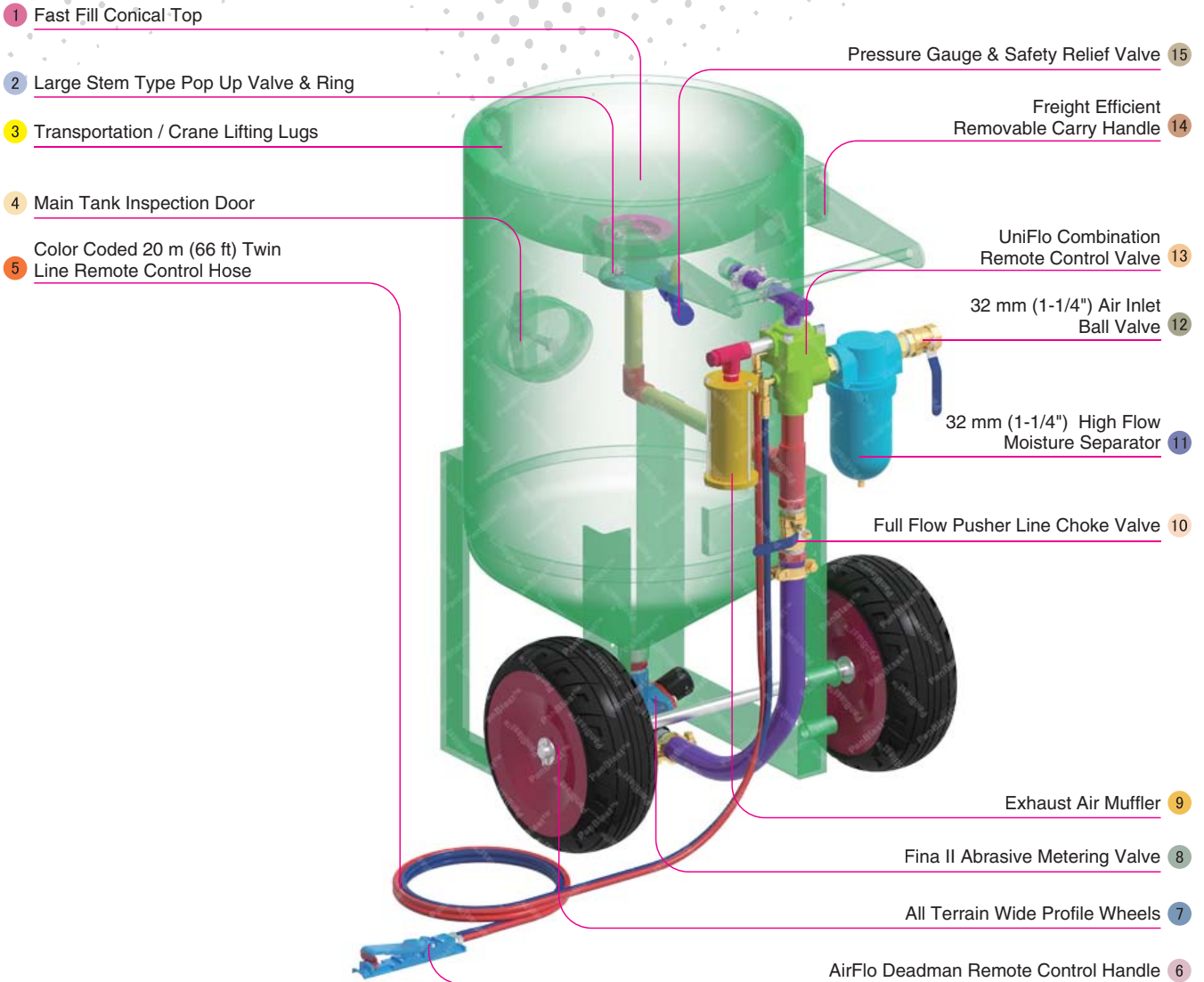

VisiFlo Premium Airline Filter



Electric Remote Systems



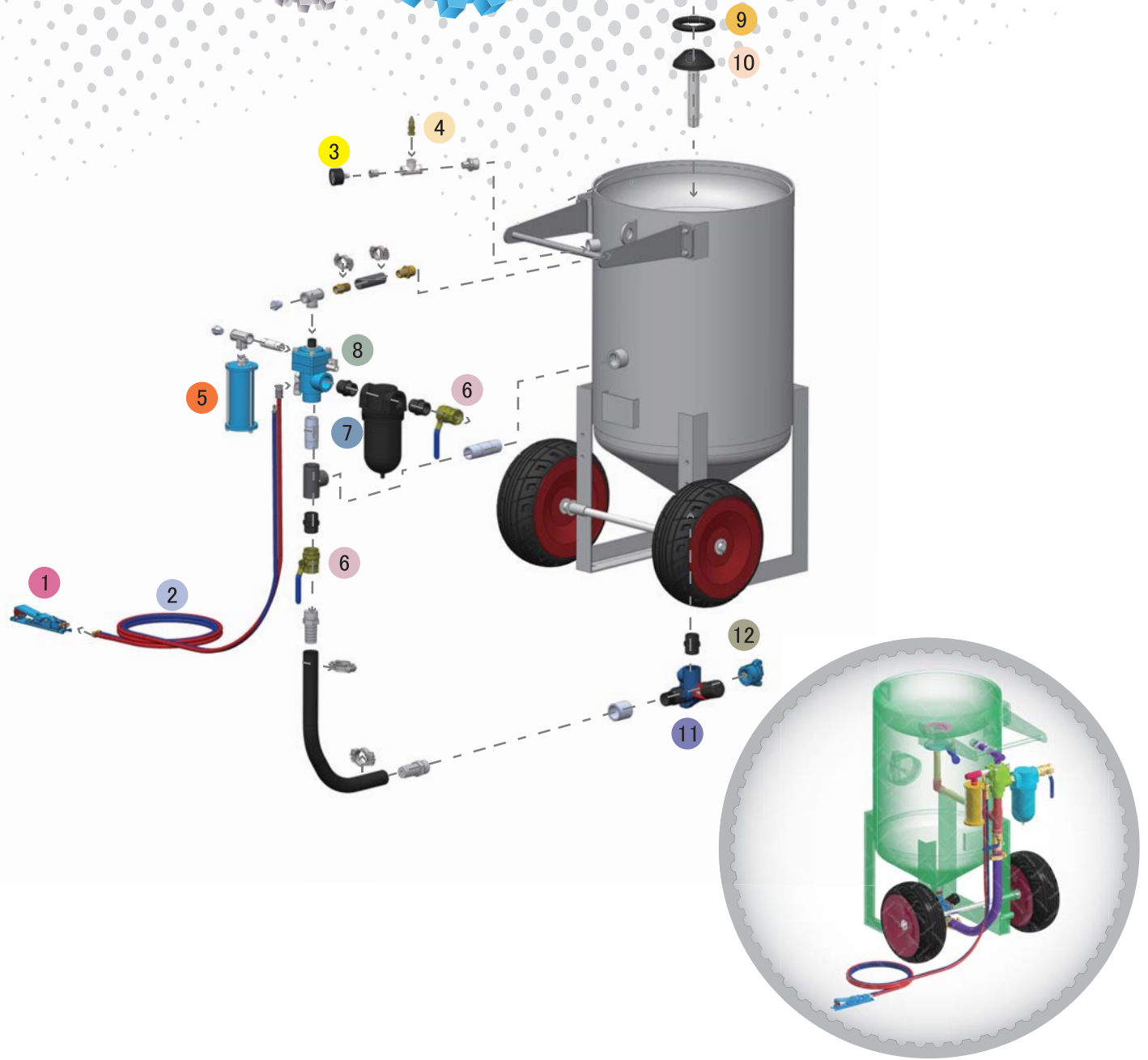

Blasting Suit & Gloves



## Component Highlights



- |                                                          |                                        |                                                |
|----------------------------------------------------------|----------------------------------------|------------------------------------------------|
| 1 Fast Fill Conical Top                                  | 6 AirFlo Deadman Remote Control Handle | 11 32 mm (1-1/4") High Flow Moisture Separator |
| 2 Large Stem Type Pop Up Valve & Ring                    | 7 All Terrain Wide Profile Wheels      | 12 32 mm (1-1/4") Air Inlet Ball Valve         |
| 3 Transportation / Crane Lifting Lugs                    | 8 Fina II Abrasive Metering Valve      | 13 UniFlo Combination Remote Control Valve     |
| 4 Main Tank Inspection Door                              | 9 Exhaust Air Muffler                  | 14 Freight Efficient Removable Carry Handle    |
| 5 Color Coded 20 m (66 ft) Twin Line Remote Control Hose | 10 Full Flow Pusher Line Choke Valve   | 15 Pressure Gauge & Safety Relief Valve        |



## Assemblies

Stock Code	Description	Dry Weight	Abrasive Capacity	Piping Size
BEP-PS-0055-00	BP600-1/AU/NZ Uniflo Fina II AirFlo	200 kg(441 lbs)	200 litres (6 ft³)	32 mm (1-1/4")
BEP-PS-0056-00	BP600-1/MY Uniflo Fina II AirFlo	200 kg(441 lbs)	200 litres (6 ft³)	32 mm (1-1/4")
BEP-PS-0057-00	BP600-1/SG Uniflo Fina II AirFlo	200 kg(441 lbs)	200 litres (6 ft³)	32 mm (1-1/4")
BEP-PS-0076-00	BP600-1/CE Uniflo Fina II AirFlo	200 kg(441 lbs)	200 litres (6 ft³)	32 mm (1-1/4")

### Notation:

AU: Approved by Worksafe, Australia.

CE: Conforms to European Community Pressure Equipment Directives 97/23/EC.

MY: Approved by Department of Occupational Safety and Health, Malaysia.

NZ: Approved by Department of Labour, New Zealand.

SG: Approved by Ministry of Manpower, Singapore.



All data and information subject to change without prior notice. Brochure reference CAT-0101-05-01



## Parts List



Description	Qty	Description	Qty	Description	Qty
1 AirFlo Pneumatic Control Handle	1	5 Exhaust Muffler	1	9 Pop Up Valve Seating Ring	1
2 20 m (66') Twinline Hose Assembly	1	6 32 mm (1-1/4") Ball Valve	2	10 Pop Up Valve - Stem Type	1
3 6 mm (1/4") Pressure Gauge - Rear Entry	1	7 32 mm (1-1/4") Port Moisture Separator	1	11 Fina II Valve 1-1/4"M X 1-1/4"M	1
4 1/2" BSP - 125 PSI Pressure Relief Valve	1	8 UniFlo Valve With Fittings - 90 Deg	1	12 STC-1 Steel Threaded Pot Coupling or 1 NTC-1 Nylon Threaded Pot Coupling	1